







# ZTV 100. Zürcher Kunstturnertage

## Neftenbach

### 13./14. Mai 2017

## EINFÜHRUNGSPROGRAMM







Rang	Name	Jahrg.	Verein	Verband							Total	
1	Gjilan Zajmi	2009	TV Horgen	ZTV	3.5 12.600	2.4.0 12.300	10.3.5 12.500	2.4.0 12.700	4.3.5 12.800	4.3.5 13.250	22.0 76.150	G
2	Jeremias Morach	2009	TV Neftenbach	ZTV	3.5 11.950	3.4.0 13.000	3.3.5 11.800	8.4.0 13.300	1.3.5 13.050	1.3.5 12.950	22.0 76.050	S
3	Lars Schlatter	2009	TV Bülach	ZTV	3.0 10.900	19.4.0 13.400	1.3.5 12.050	6.3.0 12.000	15.3.5 13.050	1.3.5 13.300	1.20.5 74.700	B
4	Felix Bednyagin	2009	TV Horgen	ZTV	3.5 11.900	4.3.0 12.450	7.3.5 12.250	4.3.0 12.175	13.3.5 12.700	6.3.5 12.800	5.20.2 74.275	*
5	Tim Bretscher	2009	TV Henggart	ZTV	3.5 11.450	8.4.0 12.900	4.3.5 11.950	7.4.0 12.275	9.3.0 12.100	17.3.5 12.800	5.21.5 73.475	*
6	Ben Wolfer	2009	TV Henggart	ZTV	3.5 12.650	1.4.0 11.900	24.3.5 11.700	11.3.0 11.900	20.3.5 12.750	5.3.5 12.400	16.21.0 73.300	*
7	Kledí Sinani	2009	TV Opfikon-Glattbrugg	ZTV	3.5 11.750	5.3.0 11.850	28.3.5 11.700	11.4.0 12.900	3.3.5 12.300	9.3.0 12.400	16.20.5 72.900	*
8	Flurin Bürgis	2009	TV Hegi	ZTV	3.5 11.550	6.3.0 11.700	34.3.5 11.250	23.4.3 13.300	1.3.0 12.150	12.3.5 12.150	22.20.7 72.100	*
9	Lewin Doll	2009	TV Rüti	ZTV	3.5 10.500	25.4.0 12.000	22.3.5 11.500	15.4.0 12.425	8.3.5 12.900	3.3.5 12.700	8.22.0 72.025	*
10	Jovin Kropf	2008	TV Wädenswil	ZTV	3.0 11.050	13.3.0 12.500	6.3.5 11.300	20.3.0 12.275	9.3.0 12.050	20.3.5 12.700	8.19.0 71.875	*
11	Simon Brändle	2008	TV Rüti	ZTV	3.5 10.850	20.3.0 12.100	15.3.5 11.400	16.4.0 12.600	5.3.0 12.150	12.3.5 12.700	8.20.5 71.800	*
12	Maxim Goffin	2008	TV Wädenswil	ZTV	3.5 11.550	6.3.0 12.150	12.3.5 11.050	28.3.0 11.700	26.3.0 12.150	12.3.5 12.850	4.19.5 71.450	*
13	Akkaraphon (Not) Phaothong	2009	TV Neftenbach	ZTV	3.0 10.400	27.4.0 12.650	5.3.5 11.600	13.4.0 12.600	5.3.0 11.400	44.3.5 12.550	12.21.0 71.200	*
14	Fynn Lehmann	2008	TV Rüti	ZTV	3.5 11.200	10.3.0 12.100	15.3.5 11.350	19.3.0 11.775	23.3.0 12.500	7.3.0 12.200	20.19.0 71.125	*
15	Maximilian Faris	2007	TV Stäfa	ZTV	3.5 10.550	24.4.0 13.400	1.3.5 11.300	20.3.0 11.675	27.3.0 11.600	38.3.0 12.150	22.20.0 70.675	*
16	Moritz Wiesmann	2009	TV Neftenbach	ZTV	3.5 10.850	20.3.0 11.900	24.3.5 11.750	10.3.0 11.925	18.3.0 12.200	11.3.0 12.050	27.19.0 70.675	*
17	Marius Rechsteiner	2008	TV Rüti	ZTV	3.5 11.300	9.3.0 12.050	20.3.5 12.100	5.3.0 11.775	23.3.0 11.850	29.3.0 11.500	38.19.0 70.575	*
18	Tim Leuenberger	2009	TV Opfikon-Glattbrugg	ZTV	3.5 11.050	13.1.0 10.400	60.3.5 12.450	3.3.0 11.825	22.3.0 12.250	10.3.5 12.450	15.17.5 70.425	*
19	Livio Flach	2008	TV Neftenbach	ZTV	3.0 10.350	29.3.0 11.800	32.3.5 11.400	16.4.0 12.550	7.3.0 11.650	37.3.5 12.300	19.20.0 70.050	*
20	Benjamin Karolinskiy	2010	TV Wädenswil	ZTV	3.5 11.150	11.3.0 12.000	22.3.5 11.250	23.3.0 11.000	40.3.0 11.950	24.3.5 12.500	14.19.5 69.850	*
21	Nick Meier	2008	TV Bülach	ZTV	3.5 10.850	20.3.0 12.150	12.3.5 11.000	29.3.0 11.925	18.3.0 11.550	39.3.5 12.200	20.19.5 69.675	*
22	Timur Semytkivska	2008	TV Opfikon-Glattbrugg	ZTV	3.0 10.400	27.3.0 12.300	10.3.5 11.150	27.3.0 11.450	35.3.0 12.150	12.3.5 12.150	22.19.0 69.600	*
23	Joris Landis	2008	TV Wädenswil	ZTV	3.5 10.950	18.3.0 12.100	15.3.5 11.600	13.3.0 11.425	36.3.0 11.800	31.3.0 11.700	34.19.0 69.575	*
24	Timon Häfliger	2008	TV Neftenbach	ZTV	3.0 9.200	45.3.0 11.700	34.3.5 12.700	1.3.0 11.525	31.3.0 11.500	42.3.5 12.750	7.19.0 69.375	*
25	Janick Dubs	2008	TV Bülach	ZTV	3.0 9.750	36.3.0 12.350	8.3.0 10.700	40.3.0 12.275	9.3.0 12.100	17.3.5 11.850	28.18.5 69.025	*
26	Dionis Prvulovic	2007	TV Wädenswil	ZTV	3.5 11.050	13.3.0 12.350	8.3.0 10.950	30.3.0 11.975	16.3.0 12.000	22.3.0 10.400	58.18.5 68.725	*
27	Noah Langhart	2007	STV Wetzikon	ZTV	3.0 10.300	30.3.0 11.650	38.3.5 10.950	30.3.0 12.025	14.3.0 11.950	24.3.0 11.800	31.18.5 68.675	*
28	Luca Schnyder	2009	TV Rickenbach ZH	ZTV	3.0 11.050	13.4.0 12.050	20.3.5 10.700	40.3.0 11.325	38.3.0 12.050	20.3.5 11.500	38.20.0 68.675	*
29	Dylan Poulton	2010	Kutu Freienstein-Rorbas	ZTV	3.0 9.550	40.3.0 11.650	38.3.5 10.900	34.3.0 11.675	27.3.0 11.850	29.3.5 12.400	16.19.0 68.025	*
30	Kevin Presente	2008	TV Rüti	ZTV	3.0 9.900	34.3.0 11.900	24.3.0 10.600	44.3.0 10.950	41.3.0 11.900	27.3.5 12.550	12.18.5 67.800	*
31	Jonas Romer	2009	TV Niederglatt	ZTV	3.0 11.150	11.3.0 11.500	43.3.5 10.450	47.1.5 10.800	42.3.5 12.100	17.3.0 11.750	32.17.5 67.750	
32	Gabriel Borrego Iglesias	2009	TV Opfikon-Glattbrugg	ZTV	2.5 9.300	42.3.0 11.800	32.3.0 10.550	49.3.0 11.950	17.3.5 12.500	7.3.0 11.600	37.18.0 67.700	
33	Jonas Walther	2009	TV Hegi	ZTV	3.0 9.700	38.3.0 12.100	15.3.5 10.350	49.3.0 11.575	30.3.0 11.750	33.3.5 12.150	22.19.0 67.625	
34	Leon Krasniqi	2009	KTV Dietikon	ZTV	3.0 10.150	32.3.0 12.100	15.3.5 11.300	20.3.0 10.625	45.3.0 12.150	12.3.0 11.100	47.17.8 67.425	
35	Severin Müller	2008	STV Wetzikon	ZTV	3.0 9.750	36.3.0 11.650	38.3.5 10.900	34.3.0 11.625	29.3.0 10.800	57.3.5 12.650	11.19.0 67.375	
36	Edgar Mkrtychyan	2009	STV Wetzikon	ZTV	3.0 9.250	44.3.0 11.850	28.3.5 11.800	8.3.0 11.750	25.3.0 11.100	49.3.0 11.500	38.18.5 67.250	
37	Andrin Keller	2010	TV Bülach	ZTV	3.0 10.700	23.3.0 11.400	44.3.5 10.950	30.3.0 11.525	31.2.0 10.800	57.3.0 11.850	28.17.5 67.225	
38	Nino Furrer	2009	TV Rickenbach ZH	ZTV	3.0 8.950	51.3.0 11.650	38.3.0 10.900	34.3.0 11.850	21.3.0 12.000	22.3.0 11.850	28.18.0 67.200	
39	Thierry Grandjean	2009	STV Wetzikon	ZTV	3.0 11.000	17.3.0 11.400	44.3.5 10.950	30.1.5 9.975	56.3.5 11.800	31.3.0 11.400	43.17.5 66.525	
40	Rafael Imfeld	2009	TV Wädenswil	ZTV	3.0 9.500	41.3.0 11.150	53.3.0 9.900	52.3.0 11.375	37.3.5 11.950	24.3.5 12.100	26.19.0 65.975	
41	Lars Holzer	2010	KTV Dietikon	ZTV	3.0 9.300	42.3.0 11.400	44.3.5 11.200	26.1.5 10.525	48.3.0 11.750	33.3.0 11.750	32.17.0 65.925	
42	Stefano Di Lisi	2009	TV Wädenswil	ZTV	3.0 10.450	26.3.0 11.600	42.3.0 9.450	59.4.0 12.225	12.2.0 10.650	59.3.0 11.400	43.18.0 65.775	
43	Maximilian Benz	2009	TV Hegi	ZTV	3.5 10.300	30.3.0 11.200	52.3.5 10.650	42.1.5 10.250	51.3.0 11.900	27.3.0 11.450	42.17.5 65.750	
44	Luca Clement	2009	TV Stäfa	ZTV	3.5 9.850	35.3.0 11.850	28.3.0 10.300	50.1.5 10.600	46.3.0 11.050	52.3.0 11.700	34.17.0 65.350	
45	Laurin Deiss	2009	TV Opfikon-Glattbrugg	ZTV	3.0 9.200	45.3.0 11.100	55.3.0 10.650	42.3.0 11.225	39.3.0 11.750	33.3.0 11.050	48.18.0 64.975	
46	Alexander Sinding	2009	TV Stäfa	ZTV	3.0 10.050	33.3.0 11.100	55.3.5 10.800	38.1.5 10.750	43.3.0 11.250	46.3.0 10.950	50.17.0 64.900	
47	Fabrice Büchel	2010	TV Neftenbach	ZTV	3.0 9.600	39.3.0 10.800	59.3.0 9.550	58.3.0 11.500	34.3.0 11.050	52.3.0 11.650	36.18.0 64.150	
48	Valentin Korbee	2009	KTV Dietikon	ZTV	3.0 8.950	51.3.0 11.900	24.3.5 10.850	37.1.5 10.175	53.3.0 11.550	39.3.0 10.700	55.17.0 64.125	

# ZTV 100. Zürcher Kunstturnertage

## Neftenbach

### 13./14. Mai 2017

## EINFÜHRUNGSPROGRAMM








Rang	Name	Jahrg.	Verein	Verband							Total
49	Oliver Ondricko	2008	TV Niederglatt	ZTV	3.0 9.100 48	3.0 11.000 58	3.0 9.900 52	1.5 10.650 44	3.0 11.500 42	3.0 11.500 38	16.5 63.650
50	Levin Schmitt	2009	TV Henggart	ZTV	3.0 9.200 45	3.0 11.250 51	3.5 10.400 48	1.5 9.775 59	3.0 11.550 39	3.0 11.350 45	17.0 63.525
51	Ruwen Kissling	2010	TV Rickenbach ZH	ZTV	3.0 9.100 48	3.0 11.350 48	3.5 9.650 55	3.0 11.525 31	3.0 11.400 44	3.0 10.250 59	18.5 63.275
52	Alex-Angelo Hajro	2009	Kutu Freienstein-Rorbas	ZTV	2.5 7.850 56	3.0 11.700 34	3.5 11.400 16	1.5 10.200 52	3.0 10.950 56	3.0 11.050 48	16.5 63.150
53	Florin Wiesmann	2010	TV Neftenbach	ZTV	3.0 8.950 51	3.0 11.700 34	3.0 10.050 51	1.5 10.025 55	3.0 11.250 46	3.0 10.950 50	16.5 62.925
54	Leonas Lindner	2008	TV Wädenswil	ZTV	3.0 7.900 55	3.0 12.150 12	3.0 10.500 46	1.5 9.725 60	3.0 11.750 33	3.0 10.850 54	16.5 62.875
55	Matti Peter	2009	TV Rickenbach ZH	ZTV	2.5 7.300 58	3.0 11.850 28	3.5 11.250 23	1.5 10.150 54	3.0 11.150 48	3.0 10.900 52	16.5 62.600
56	Gian Büttner	2009	TV Stäfa	ZTV	3.0 9.050 50	3.0 11.400 44	3.5 9.600 57	1.5 10.575 47	3.0 11.050 52	3.0 10.900 52	17.0 62.575
57	Alessio Spinelli	2009	TV Opfikon-Glattbrugg	ZTV	3.0 7.550 57	3.0 11.300 50	3.5 10.750 39	1.5 10.400 49	3.0 11.100 49	3.0 11.300 46	17.0 62.400
58	Simon Beereuter	2009	TV Niederglatt	ZTV	3.0 8.600 54	3.0 11.350 48	3.0 9.650 55	1.5 9.850 57	3.0 11.100 49	3.0 10.550 56	16.5 61.100
59	Dennis Beck	2009	TV Hegi	ZTV	3.0 7.000 59	3.0 11.150 53	3.0 9.750 54	1.5 9.800 58	3.0 10.500 60	2.0 7.900 60	15.5 56.100
60	Daniel Kiss	2009	TV Niederglatt	ZTV		3.0 11.100 55	3.0 8.600 60	1.5 10.400 49	3.0 11.000 55	3.0 10.450 57	13.5 51.550

# ZTV 100. Zürcher Kunstturnertage

## Neftenbach

### 13./14. Mai 2017

## PROGRAMM 1








Rang	Name	Jahrg.	Verein	Verband								Total							
1	Omar Ateyeh	2007	TV Opfikon-Glattbrugg	ZTV	4.0	12.800	4.0	16.300	1.40	13.600	5.0	13.375	5.43	13.900	1.40	13.350	4.27.0	83.325	G/M
2	Linus Eisenring	2007	TV Wängi	TG	4.0	12.950	2.40	16.200	2.40	13.650	2.50	13.225	9.40	13.200	4.40	13.500	2.26.5	82.725	S
3	Leon Montanile	2007	Kutu Schaffhausen	SHTV	4.0	13.250	1.40	15.400	8.35	13.100	7.50	13.375	5.43	13.500	2.40	13.750	1.25.6	82.375	B
4	Ruben Haldimann	2007	TZ Fürstenland	SGTV	4.0	12.600	8.40	15.850	5.40	13.350	5.50	13.225	9.43	13.500	2.40	13.000	8.26.6	81.525	*
5	Maximilian Glaeser	2007	Kutu Schaffhausen	SHTV	4.0	12.800	4.40	15.950	3.40	12.900	11.20	13.425	2.40	12.500	7.40	13.350	4.26.4	80.925	*
6	Alen Krzrnaric	2007	Kutu Schaffhausen	SHTV	4.0	12.650	7.40	15.750	6.40	13.700	3.30	13.400	4.35	11.850	13.40	13.200	6.25.8	80.550	*
7	Quinn Müller	2007	TV Wädenswil	ZTV	3.5	11.000	28.40	15.900	4.40	13.400	4.50	13.075	13.35	12.150	8.40	13.000	8.25.4	78.525	*
8	Janic Fässler	2007	TV Wädenswil	ZTV	4.0	12.850	3.40	13.400	22.40	12.950	10.30	13.425	2.40	13.200	4.40	12.400	13.24.0	78.225	*
9	Alim Arnaut	2007	TZ Rheintal	SGTV	4.0	11.500	18.40	15.700	7.35	11.800	24.53	13.550	1.35	11.900	10.40	12.950	10.25.4	77.400	*
10	Joseph Mascot	2007	Kutu Schaffhausen	SHTV	4.0	12.700	6.40	13.350	24.40	13.050	8.20	13.275	8.20	11.000	30.35	12.400	13.21.5	75.775	*
11	Beoan Stocker	2007	STV Wetzikon	ZTV	4.0	12.300	9.40	15.100	10.40	12.400	13.50	12.500	30.30	9.750	45.40	13.200	6.25.0	75.250	*
12	Isaak Jelinek	2007	TV Hegi	ZTV	4.0	12.200	10.40	13.100	26.40	13.150	6.50	12.425	34.35	11.900	10.35	12.400	13.23.0	75.175	*
13	Benjamin Balmer	2008	KTV Oberriet	SGTV	4.0	11.500	18.40	13.600	15.35	12.200	15.50	13.075	13.30	11.250	24.40	13.450	3.22.8	75.075	*
14	Nick Reuling	2008	TV Bülach	ZTV	3.0	11.200	22.35	13.450	17.40	12.750	12.30	12.050	47.35	12.750	6.30	12.200	18.21.5	74.400	*
15	Nikolai Dubs	2007	Kutu Freienstein-Rorbas	ZTV	4.0	11.800	12.40	13.450	17.40	13.000	9.20	12.700	25.35	11.200	25.35	12.100	20.23.7	74.250	*
16	Jan Steger	2006	KTV Oberriet	SGTV	4.0	11.200	22.40	15.350	9.35	11.400	32.50	13.350	7.25	10.300	38.35	12.550	11.23.4	74.150	*
17	Joel Lucien Frauchiger	2008	STV Oberbüren	SGTV	3.5	11.550	17.40	13.200	25.40	11.950	21.50	12.650	27.30	11.750	15.30	12.050	21.21.5	73.150	*
18	Julian Pitsis	2008	TV Opfikon-Glattbrugg	ZTV	4.0	11.600	16.35	13.450	17.35	11.550	28.20	12.650	27.30	12.000	9.30	11.750	27.22.1	73.000	*
19	Tim Wolfer	2007	TV Henggart	ZTV	3.5	10.500	39.40	13.900	11.40	12.000	20.30	12.975	18.30	11.700	16.30	11.900	24.22.0	72.975	*
20	Justin Fischer	2008	Kutu Freienstein-Rorbas	ZTV	3.5	10.400	39.40	13.700	13.40	12.200	15.20	12.475	31.35	11.650	17.40	12.400	13.23.8	72.825	*
21	Tom Züblin	2007	TV Lütisburg	SGTV	4.0	11.000	28.40	12.900	30.40	12.050	19.50	13.075	13.35	11.550	19.35	12.000	23.24.1	72.575	*
22	Noé Gfeller	2007	TV Wängi	TG	4.0	11.900	11.40	13.450	17.40	11.950	21.50	12.750	22.20	9.650	47.35	12.500	12.22.0	72.200	*
23	Til Durrer	2008	STV Wil	SGTV	3.5	11.200	22.40	13.700	13.40	12.150	18.50	12.900	19.30	9.550	48.35	12.300	17.22.8	71.800	*
24	Igor Kapp	2005	TV Bülach	ZTV	3.0	10.650	33.30	12.200	43.35	12.200	15.30	12.725	23.30	11.600	18.30	12.050	21.19.5	71.425	*
25	Leandro Berni	2008	TV Henggart	ZTV	4.0	11.250	21.35	13.850	12.40	11.650	26.30	12.400	35.30	11.400	23.30	10.700	43.22.4	71.250	*
26	Andrin Ganster	2007	TV Hegi	ZTV	3.5	10.150	46.40	12.850	31.40	12.350	14.50	12.725	23.35	11.450	21.35	11.550	29.22.5	71.075	*
27	Adam Ateyeh	2008	TV Opfikon-Glattbrugg	ZTV	4.0	11.650	19.40	11.850	48.35	11.250	33.30	13.225	9.30	11.800	14.30	11.200	33.21.5	70.975	*
28	Thierry Hofer	2008	TV Bülach	ZTV	3.5	10.800	32.35	12.700	34.35	11.500	30.20	13.150	12.35	11.450	21.30	11.200	33.21.0	70.800	*
29	Matteo Widmer	2007	TV Stäfa	ZTV	3.5	9.900	48.40	13.000	27.35	11.700	25.30	12.825	20.30	11.050	29.30	12.150	19.21.0	70.625	*
30	Noah Steger	2008	KTV Oberriet	SGTV	3.5	10.250	41.40	13.450	17.40	11.600	27.50	13.050	16.35	11.150	26.35	11.000	40.22.5	70.500	
31	Jonas Rapple	2008	Kutu Schaffhausen	SHTV	3.5	10.350	40.40	13.550	16.35	11.550	28.40	12.350	38.30	11.500	20.30	11.150	35.20.5	70.450	
32	Leon Trümpy	2007	TV Neftenbach	ZTV	3.0	11.100	26.35	13.000	27.35	11.500	30.30	11.650	51.35	11.150	26.30	11.550	29.19.7	69.950	
33	Elias Mehnert	2008	TZ Rheintal	SGTV	3.0	10.850	31.40	13.000	27.35	10.250	46.50	12.600	29.30	10.500	36.35	11.900	24.21.0	69.100	
34	Neil Flacher	2008	TV Henggart	ZTV	3.0	9.850	49.40	12.750	32.40	11.850	23.30	11.625	52.30	11.900	10.30	11.100	38.20.5	69.075	
35	Corsin Streit	2006	TV Neftenbach	ZTV	3.5	11.700	14.30	12.450	37.35	11.250	33.40	12.375	36.30	10.350	37.30	10.900	41.19.5	69.025	
36	Luis Brandenberger	2008	TV Henggart	ZTV	3.5	10.200	44.40	13.400	22.40	10.950	36.20	12.000	48.30	11.000	30.30	11.450	31.22.2	69.000	
37	Livio Baumann	2007	TV Rüti	ZTV	3.0	11.450	20.30	12.500	35.35	10.750	38.40	12.375	36.25	10.650	33.30	11.150	35.18.5	68.875	
38	Samuele Siciliani	2008	TV Opfikon-Glattbrugg	ZTV	3.5	11.750	13.30	12.450	37.35	10.600	42.20	13.050	16.30	10.650	33.30	10.300	47.20.0	68.800	
39	Janik Hollenstein	2008	TV Zuzwil	SGTV	3.0	11.100	26.35	12.750	32.40	10.750	38.50	12.150	44.30	9.800	44.30	11.800	26.20.5	68.350	
40	Alessandro Fiorina	2008	TV Rickenbach ZH	ZTV	3.0	10.500	35.30	11.850	48.35	10.550	43.20	12.700	25.30	11.100	28.30	11.250	32.19.5	67.950	
41	Jeremias Pfyffer	2007	TV Hegi	ZTV	3.0	10.050	47.30	11.750	51.35	11.150	35.20	12.300	39.30	10.650	33.30	11.150	35.19.0	67.050	
42	Mael Schickli	2005	Kutu Freienstein-Rorbas	ZTV	3.0	10.650	33.30	12.400	40.35	10.200	48.30	12.475	31.30	10.300	38.30	10.200	48.19.5	66.225	
43	Gorian Kapp	2007	TV Bülach	ZTV	3.0	11.200	22.30	11.900	45.30	10.500	45.20	12.200	41.20	8.250	57.30	11.650	28.17.7	65.700	
44	Alexander Müller	2008	TV Hegi	ZTV	3.0	9.150	52.35	11.900	45.40	10.700	40.20	12.200	41.30	11.000	30.30	10.700	43.20.0	65.650	
45	Akkarochai (Nüng) Phaohing	2008	TV Neftenbach	ZTV	3.0	10.450	37.30	11.900	45.35	10.250	46.40	12.200	41.25	9.850	43.30	10.900	41.18.5	65.550	
46	Ken Anliker	2006	TV Wädenswil	ZTV	3.0	10.250	41.30	12.450	37.35	10.100	49.40	11.750	50.20	9.700	46.30	10.350	46.18.0	64.600	
47	Tim Ganz	2005	Kutu Freienstein-Rorbas	ZTV	3.0	9.300	51.30	12.150	44.35	10.700	40.30	12.800	21.20	9.350	49.30	10.100	49.18.5	64.400	
48	Emil Mkrtychyan	2006	STV Wetzikon	ZTV	3.0	10.250	41.30	12.250	42.40	9.950	50.20	11.400	55.25	10.050	40.30	9.950	51.18.5	63.850	

# ZTV 100. Zürcher Kunstturnertage

## Neftenbach

### 13./14. Mai 2017

## PROGRAMM 1







Rang	Name	Jahrg.	Verein	Verband								Total
49	Fabian Zähringer	2008	TV Hegi	ZTV	3.0 10.900 30 <sup>2.0</sup> <sub>0.0</sub>	9.300 56 <sup>3.5</sup>	10.550 43 <sup>3.0</sup> <sub>5.0</sub>	11.975 49 <sup>2.0</sup>	10.000 41 <sup>3.0</sup>	11.050 39 <sup>17.5</sup>	63.775	
50	Lloyd Kuster	2008	TV Rüti	ZTV	3.0 9.150 52 <sup>3.0</sup> <sub>0.0</sub>	12.500 35 <sup>3.0</sup>	9.900 51 <sup>3.0</sup> <sub>3.0</sub>	12.075 45 <sup>2.0</sup>	9.300 51 <sup>3.0</sup>	10.650 45 <sup>17.0</sup>	63.575	
51	Philippe Held	2005	TV Wädenswil	ZTV	3.0 10.450 37 <sup>3.5</sup> <sub>0.0</sub>	12.300 41 <sup>3.0</sup>	9.000 53 <sup>4.0</sup> <sub>3.0</sub>	12.300 39 <sup>2.0</sup>	8.650 55 <sup>3.0</sup>	9.550 55 <sup>18.0</sup>	62.250	
52	Elia Stocker	2008	Kutu Freienstein-Rorbas	ZTV	2.5 8.400 59 <sup>3.0</sup> <sub>0.0</sub>	11.800 50 <sup>3.5</sup>	10.800 37 <sup>3.0</sup> <sub>3.0</sub>	11.125 56 <sup>2.0</sup>	9.300 51 <sup>3.0</sup>	9.900 52 <sup>17.0</sup>	61.325	
53	Enes Jahovik	2007	TV Wädenswil	ZTV	3.0 10.200 44 <sup>3.0</sup> <sub>0.0</sub>	10.900 52 <sup>3.0</sup>	7.650 57 <sup>4.3</sup> <sub>3.0</sub>	12.475 31 <sup>2.0</sup>	9.900 42 <sup>3.0</sup>	9.700 53 <sup>17.7</sup>	60.825	
54	Leon Riedrich	2007	TV Rüti	ZTV	3.0 9.350 50 <sup>3.0</sup> <sub>0.0</sub>	9.200 57 <sup>3.0</sup>	8.700 54 <sup>3.0</sup> <sub>3.0</sub>	11.550 53 <sup>1.5</sup>	8.750 54 <sup>3.0</sup>	10.050 50 <sup>16.5</sup>	57.600	
55	Elliot Türlér	2007	TV Wädenswil	ZTV	2.0 7.700 56 <sup>3.0</sup> <sub>0.0</sub>	10.150 54 <sup>3.0</sup>	7.750 56 <sup>4.0</sup> <sub>3.0</sub>	12.075 45 <sup>2.0</sup>	9.350 49 <sup>3.0</sup>	9.650 54 <sup>16.5</sup>	56.675	
56	Til Frauenfelder	2007	Kutu Freienstein-Rorbas	ZTV	2.5 7.500 57 <sup>3.0</sup> <sub>0.0</sub>	10.150 54 <sup>3.0</sup>	9.050 52 <sup>3.0</sup> <sub>3.0</sub>	10.975 57 <sup>1.5</sup>	8.650 55 <sup>3.0</sup>	8.900 56 <sup>16.0</sup>	55.225	
57	Courage Owerei	2008	Kutu Freienstein-Rorbas	ZTV	3.0 7.450 58 <sup>2.0</sup> <sub>0.0</sub>	10.350 53 <sup>3.0</sup>	7.950 55 <sup>3.0</sup> <sub>3.0</sub>	10.475 58 <sup>1.5</sup>	8.950 53 <sup>2.5</sup>	7.700 57 <sup>15.0</sup>	52.875	
58	Tobias Klingler	2006	Kutu Freienstein-Rorbas	ZTV	3.0 8.850 54 <sup>3.0</sup> <sub>0.0</sub>	8.300 58 <sup>3.0</sup>	7.650 57 <sup>3.0</sup> <sub>3.0</sub>	11.525 54 <sup>1.5</sup>	7.800 58 <sup>2.0</sup>	6.750 58 <sup>15.5</sup>	50.875	

# ZTV 100. Zürcher Kunstturnertage

## Neftenbach

### 13./14. Mai 2017

#### PROGRAMM 2







Rang	Name	Jahrg.	Verein	Verband							Total		
1	Elia Schaer	2006	SFG Giubiasco	TI	4.8 13.300 4	5.0 16.050 4	1.7 16.050 4	4.0 12.700 4	3.5 12.650 13	4.0 13.150 3	4.8 13.950 1	27.8 81.800	G
2	Damiano Ponzio	2006	SFG Bellinzona	TI	4.8 13.500 1	4.0 14.600 6	1.3 14.600 6	4.5 13.200 1	3.5 12.475 19	4.0 13.050 5	4.3 13.400 3	26.4 80.225	S
3	Timi Bühlmann	2006	TV Ebikon	LU/OW/NW	4.5 13.050 6	4.0 14.650 5	1.9 14.650 5	3.5 12.800 3	3.5 12.875 6	4.0 13.100 4	4.3 12.850 14	26.5 79.325	B
4	Alexandre Dressi	2006	SFG Bellinzona	TI	4.5 13.450 2	4.0 13.900 12	1.2 13.900 12	3.5 12.300 7	3.5 13.150 3	4.0 12.600 12	4.5 13.450 2	26.0 78.850	*
5	Naod Fikadu	2006	BTV Bern	BE	4.8 12.800 8	4.0 13.750 14	0.9 13.750 14	4.5 13.050 2	3.5 12.800 8	4.0 13.200 2	4.5 13.050 9	26.2 78.650	*
6	Nico Oberholzer	2006	TV Opfikon-Glattbrugg	ZTV	4.5 13.100 5	4.0 13.550 18	0.6 13.550 18	3.0 11.300 20	3.5 12.700 11	4.5 13.550 1	4.0 13.000 11	24.1 77.200	*/M
7	Marvin Heinimann	2006	TV Bennwil	NKL	4.0 11.350 24	5.0 15.150 3	1.4 15.150 3	3.5 11.950 12	3.5 12.725 9	4.0 12.850 9	4.5 13.050 9	26.7 77.075	*
8	Filippo De Nardis	2006	SG Lugano	TI	4.8 13.450 2	4.0 12.950 27	1.0 12.950 27	3.0 11.300 20	3.5 12.600 15	4.0 13.050 5	4.3 13.100 8	24.6 76.450	*
9	Florian Keller	2006	SVD Diepoldsau-Schmitter	SGTV	4.8 13.000 7	4.0 14.200 10	0.8 14.200 10	3.5 12.100 9	3.5 12.925 5	3.5 12.350 16	3.5 11.600 32	23.6 76.175	*
10	Samuel Furter	2006	STV Lenzburg	AG	4.5 12.500 11	4.0 14.850 4	1.5 14.850 4	3.0 11.100 22	3.5 12.350 27	4.5 12.900 8	4.0 12.450 19	25.0 76.150	*
11	Lean Sellan	2006	TV Neftenbach	ZTV	4.5 12.800 8	4.0 14.300 8	1.5 14.300 8	3.0 11.100 23	3.5 12.450 21	4.0 12.400 15	4.0 12.850 14	24.5 75.900	*
11	Carlo Riesco	2006	TV Wädenswil	ZTV	4.5 11.950 17	4.0 13.750 14	1.2 13.750 14	3.5 12.300 7	3.5 13.350 2	4.0 11.850 25	4.0 12.700 17	25.5 75.900	*
13	Sam-Maximilian Wibawa	2006	TZ Rheintal	SGTV	4.3 11.750 19	5.0 16.050 1	1.7 16.050 1	3.0 10.400 32	3.5 12.425 23	3.5 11.800 27	4.5 13.400 3	25.5 75.825	*
14	Colin Schmid	2006	TV Niederglatt	ZTV	4.5 12.500 11	4.0 14.450 7	1.1 14.450 7	3.0 11.550 16	3.5 12.600 15	4.0 12.550 14	3.5 12.000 26	23.6 75.650	*
15	Janik Mann	2006	STV Langendorf	SO	4.8 12.600 10	3.5 13.200 24	0.8 13.200 24	3.0 11.800 15	3.5 12.375 26	3.5 11.750 28	4.5 13.300 5	23.6 75.025	*
16	Andrin Flisch	2006	TV Hegi	ZTV	4.5 11.950 17	4.0 13.500 19	0.0 13.500 19	3.0 11.900 13	3.5 11.750 45	4.0 12.750 10	4.0 12.800 16	23.0 74.650	*
17	Timon Erb	2006	STV Wil	SGTV	4.5 11.700 20	4.0 14.200 10	1.1 14.200 10	3.0 11.050 24	5.0 12.425 23	3.5 12.100 20	4.3 13.150 6	24.7 74.625	*
18	Domenik Brühwiler	2006	STV Kirchberg	SGTV	4.5 12.500 11	4.0 14.300 8	1.2 14.300 8	3.0 11.000 25	3.5 12.450 21	3.5 11.350 34	4.0 12.950 12	23.7 74.550	*
19	Marvin Frank	2006	STV Littau	LU/OW/NW	4.0 11.350 24	3.5 12.150 39	0.0 12.150 39	3.5 12.350 9	3.5 12.500 17	4.0 12.750 10	4.0 12.950 12	22.5 74.050	*
20	Michel Furrer	2006	STV Ballwil	LU/OW/NW	3.5 11.350 24	4.0 13.300 23	0.0 13.300 23	3.5 12.000 11	3.5 12.300 31	4.0 12.000 23	4.0 12.700 17	22.5 73.650	*
21	Linus Wolfisberg	2006	STV Neuenkirch	LU/OW/NW	4.8 12.050 15	3.5 13.500 19	0.6 13.500 19	3.5 11.850 14	3.5 12.300 31	4.0 12.150 18	3.0 11.750 28	22.9 73.600	*
22	Damian Balmer	2006	KTV Oberriet	SGTV	4.5 10.950 32	4.0 13.050 26	1.1 13.050 26	3.5 11.450 17	3.5 12.700 11	3.5 12.050 22	4.5 13.150 6	24.6 73.350	*
23	Marius Regamey	2006	TV Neftenbach	ZTV	3.5 11.000 30	3.5 13.900 12	0.8 13.900 12	3.5 12.050 10	3.5 11.550 48	4.0 12.250 17	3.8 12.300 21	22.6 73.050	*
24	Claudio Altorfer	2006	TV Rüti	ZTV	4.0 11.150 29	4.0 12.900 28	0.9 12.900 28	3.5 12.350 9	3.5 12.250 35	4.0 13.050 5	3.5 11.250 39	23.4 72.950	*
25	Gil Knellwolf	2006	STV Wil	SGTV	4.5 11.650 21	3.0 13.600 17	1.2 13.600 17	3.0 10.700 28	3.5 12.625 14	3.5 12.150 18	3.5 12.200 23	22.2 72.925	*
26	Nicolas Staub	2006	TSV Rohrdorf	AG	4.0 10.550 34	4.0 13.700 16	0.5 13.700 16	3.0 10.750 27	3.5 12.500 17	3.5 11.650 31	4.0 12.450 19	23.3 71.600	*
27	Jaron Rohrbach	2006	BTV Basel	NKL	4.0 11.000 30	4.0 12.700 32	0.0 12.700 32	3.0 10.450 31	3.5 12.350 27	4.0 11.900 24	4.0 12.300 21	22.5 70.700	
28	Dany Leimgruber	2006	FSG Ancienne La Chaux-de-Fonds		4.5 12.000 16	3.5 13.100 25	0.4 13.100 25	3.0 10.550 30	3.5 12.425 23	3.5 10.700 41	4.0 11.650 30	22.4 70.425	
29	Loris Müller	2006	STV Wil	SGTV	4.0 11.450 23	3.0 12.400 36	0.2 12.400 36	3.0 9.700 34	5.0 13.150 3	3.5 11.250 37	3.8 12.150 24	21.8 70.100	
30	Alexander Brönniman	2006	BTV Bern	BE	3.5 9.700 36	4.0 12.900 28	0.0 12.900 28	3.0 10.900 26	3.5 12.350 27	3.5 12.100 20	3.5 12.050 25	21.0 70.000	
30	Ömer Dagdelen	2006	TV Itingen	NKL	4.0 11.550 22	5.0 11.250 48	0.0 11.250 48	3.5 11.400 18	3.5 12.300 31	4.0 11.850 25	3.5 11.650 30	23.5 70.000	
32	Tim Schumacher	2006	STV Lenzburg	AG	4.5 11.250 27	3.5 13.450 21	0.6 13.450 21	3.0 9.350 35	3.5 11.550 48	4.0 12.600 12	3.0 10.950 43	22.1 69.150	
33	Nico Hollenstein	2006	STV Schwarzenbach	SGTV	3.5 9.450 40	3.0 12.500 34	0.0 12.500 34	3.0 11.400 18	3.5 11.825 43	3.5 11.700 29	3.0 11.250 39	19.5 68.125	
34	Thiago Egner	2003	TV Bülach	ZTV	3.5 9.700 36	3.5 12.550 33	0.0 12.550 33	3.0 9.350 35	3.5 12.475 19	3.5 11.400 32	3.5 11.400 37	20.5 66.875	
35	Leon Tim Habegger	2006	Gym Center Emme	BE	3.5 9.200 41	3.5 11.350 47	0.0 11.350 47	3.0 10.700 28	3.5 12.200 37	3.5 11.400 32	3.5 11.700 29	20.5 66.550	
36	Justin Freiburghaus	2006	TV Wolfwil	SO	3.5 9.500 39	3.5 12.450 35	0.0 12.450 35	2.5 9.200 37	3.8 12.875 6	3.0 10.750 40	3.5 11.600 32	19.7 66.375	
37	Noël Bundi	2003	TV Bülach	ZTV	3.5 9.650 38	3.5 11.150 49	0.0 11.150 49	3.0 9.000 38	3.5 12.725 9	3.5 11.350 34	3.5 12.000 26	20.5 65.875	
38	Elijah Schefer	2006	TV Hegi	ZTV	4.0 10.650 33	3.5 11.150 49	0.0 11.150 49	3.0 8.200 45	3.5 11.925 41	3.5 11.700 29	3.0 11.300 38	20.5 64.925	
39	Nino Vignotto	2004	TV Wädenswil	ZTV	4.5 11.200 28	3.0 12.300 38	0.0 12.300 38	2.5 7.700 49	3.5 12.100 38	3.0 10.150 49	3.0 11.250 39	19.5 64.700	
40	Luca Wälti	2005	STV Wil	SGTV	4.0 10.100 35	3.5 11.500 44	0.0 11.500 44	3.0 8.100 47	3.5 12.000 40	3.5 11.350 34	3.5 11.600 32	21.0 64.650	
41	Yannyck Hess	2006	TV Neftenbach	ZTV	4.5 12.350 14	3.0 11.750 42	0.0 11.750 42	3.0 8.300 42	3.5 11.925 41	3.0 10.000 50	3.0 10.300 46	20.0 64.625	
42	Tanguy Hercod	2006	CA Vernier	GE	2.5 8.600 43	4.0 13.400 22	0.0 13.400 22	3.0 9.850 33	3.5 11.575 47	3.0 10.700 41	2.5 9.750 49	18.5 63.875	
43	Sven Häfliger	2006	TV Lommiswil	SO	3.0 8.250 45	4.0 12.800 31	1.1 12.800 31	3.0 8.950 39	3.5 12.050 39	3.5 10.850 39	3.0 10.650 44	21.1 63.550	
44	Robin Scheidegger	2005	TV Niederglatt	ZTV	3.5 9.150 42	3.0 11.950 40	0.0 11.950 40	3.0 8.250 43	3.5 12.300 31	3.0 10.550 45	3.5 11.250 39	19.5 63.450	
45	Timon Gähwiler	2006	STV Wil	SGTV	3.0 8.300 44	3.0 12.400 36	0.0 12.400 36	3.0 7.900 48	3.5 11.825 43	3.5 11.200 38	3.0 10.300 46	19.0 61.925	
46	Nico Hinderling	2004	TV Bülach	ZTV	2.0 5.000 51	3.5 12.850 30	0.0 12.850 30	3.0 8.950 39	3.8 13.450 1	3.0 10.250 48	3.0 10.600 45	18.3 61.100	
47	Nick Fischer	2003	STV Wetzikon	ZTV	1.5 6.900 48	3.0 9.750 52	0.0 9.750 52	3.0 8.850 41	3.5 12.325 30	3.5 10.650 44	3.5 11.450 36	18.0 59.925	
48	Philipp Häusler	2004	TV Hegi	ZTV	2.5 8.250 45	3.0 10.500 51	0.0 10.500 51	3.0 8.250 43	3.5 12.250 35	2.5 9.850 52	2.5 9.750 49	17.0 58.850	

# ZTV 100. Zürcher Kunstturnertage

## Neftenbach

### 13./14. Mai 2017

## PROGRAMM 2







Rang	Name	Jahrg.	Verein	Verband							Total
49	Simon Strässler	2006	TSV Rohrdorf	AG	3.0 7.900 47	3.0 11.500 44	3.0 6.000 51	3.5 11.725 46	3.0 10.700 41	2.5 9.600 51	18.0 57.425
50	Marvin Maurer	2005	TSV Rohrdorf	AG	2.5 6.200 49	3.0 11.450 46	2.5 6.300 50	3.5 11.350 50	3.0 9.900 51	4.3 11.600 32	18.8 56.800
51	Leon Linsi	2004	TV Stäfa	ZTV	1.0 5.850 50	4.0 11.800 41	3.0 8.150 46	3.5 11.275 52	3.5 10.450 47	2.5 8.800 52	17.5 56.325
52	Timon Kuntner	2004	TV Niederglatt	ZTV	0.0 3.350 52	3.0 11.550 43	2.0 5.950 52	3.5 11.300 51	3.0 10.500 46	3.0 9.850 48	14.5 52.500

# ZTV 100. Zürcher Kunstturnertage

## Neftenbach

### 13./14. Mai 2017

#### PROGRAMM 3







Rang	Name	Jahrg.	Verein	Verband							Total	
1	Mirco Riva	2005	SFG Chiasso	TI	4.5 12.250 4 <sup>5.3</sup> <sub>2.2</sub>	16.150 2 <sup>4.0</sup>	12.050 4 <sup>3.5</sup> <sub>4.5</sub>	12.975 2 <sup>5.0</sup>	12.800 3 <sup>5.3</sup>	14.400 1 <sup>30.3</sup>	80.625	G
2	Beda Kobler	2005	TV Niederglatt	ZTV	4.0 11.100 14 <sup>4.8</sup> <sub>2.0</sub>	15.500 4 <sup>4.0</sup>	12.100 3 <sup>3.5</sup> <sub>4.5</sub>	12.300 7 <sup>5.0</sup>	13.500 1 <sup>4.5</sup>	13.200 4 <sup>28.3</sup>	77.700	S/M
3	Nicolò Scornaienghi	2005	SG Lugano	TI	4.5 12.200 6 <sup>5.3</sup> <sub>2.3</sub>	16.200 1 <sup>4.0</sup>	11.300 6 <sup>3.5</sup> <sub>4.5</sub>	12.150 8 <sup>4.5</sup>	12.700 4 <sup>4.0</sup>	12.900 6 <sup>28.6</sup>	77.450	B
4	Silas Dittmann	2005	TV Horgen	ZTV	4.5 12.450 1 <sup>4.3</sup> <sub>2.3</sub>	14.000 8 <sup>4.0</sup>	11.600 5 <sup>4.5</sup> <sub>3.5</sub>	12.800 4 <sup>4.5</sup>	12.100 8 <sup>4.5</sup>	13.250 3 <sup>28.1</sup>	76.200	*
5	Gianluca Hartmann	2005	STV Lenzburg	AG	5.0 12.400 3 <sup>5.0</sup> <sub>2.2</sub>	15.900 3 <sup>3.0</sup>	10.100 17 <sup>2.5</sup> <sub>4.5</sub>	12.900 3 <sup>3.5</sup>	11.550 13 <sup>3.0</sup>	11.800 13 <sup>25.7</sup>	74.650	*
6	Gionata Rossetti	2005	SFG Biasca	TI	4.5 12.150 7 <sup>5.3</sup> <sub>1.7</sub>	15.250 5 <sup>4.0</sup>	11.300 6 <sup>4.5</sup> <sub>2.0</sub>	11.825 12 <sup>3.5</sup>	10.200 22 <sup>5.0</sup>	13.500 2 <sup>27.3</sup>	74.225	*
7	Janis Aegerter	2005	Gym Berner Oberland	BE	4.5 12.050 8 <sup>4.8</sup> <sub>0.0</sub>	13.600 10 <sup>4.0</sup>	12.150 2 <sup>4.8</sup> <sub>4.5</sub>	14.050 1 <sup>4.0</sup>	12.250 7 <sup>3.5</sup>	9.600 23 <sup>25.5</sup>	73.700	*
8	Lukas Ulrich	2005	STV Eien-Kleindöttingen	AG	4.5 12.450 1 <sup>4.5</sup> <sub>0.6</sub>	12.650 12 <sup>4.0</sup>	11.100 11 <sup>3.5</sup> <sub>4.5</sub>	12.350 6 <sup>3.0</sup>	11.450 14 <sup>4.0</sup>	12.550 10 <sup>24.6</sup>	72.550	*
9	Paul Peyer	2005	Satus ORO	AG	3.5 11.100 14 <sup>5.3</sup> <sub>0.3</sub>	13.250 11 <sup>4.3</sup>	10.750 15 <sup>3.5</sup> <sub>3.5</sub>	11.900 10 <sup>4.0</sup>	12.000 9 <sup>4.0</sup>	11.950 12 <sup>24.9</sup>	70.950	*
10	Silas Fricker	2005	Biberist aktiv!	SO	5.0 12.250 4 <sup>5.0</sup> <sub>2.2</sub>	14.600 7 <sup>4.0</sup>	11.250 9 <sup>4.5</sup> <sub>0.0</sub>	6.150 27 <sup>4.5</sup>	12.550 5 <sup>4.5</sup>	12.700 8 <sup>27.5</sup>	69.500	*
11	Brenno Della Santa	2005	US Ascona	TI	4.5 11.600 13 <sup>4.5</sup> <sub>1.0</sub>	11.300 17 <sup>4.5</sup>	12.600 1 <sup>4.5</sup> <sub>1.0</sub>	11.075 15 <sup>4.0</sup>	12.400 6 <sup>3.0</sup>	9.800 22 <sup>23.3</sup>	68.775	*
12	Gaël La Greca	2005	E.G.A. Genève	GE	4.5 11.700 10 <sup>4.4</sup> <sub>2.4</sub>	13.800 9 <sup>3.5</sup>	10.900 13 <sup>1.0</sup> <sub>3.5</sub>	11.125 14 <sup>3.0</sup>	10.250 21 <sup>2.0</sup>	10.900 18 <sup>22.2</sup>	68.675	*
13	Yanik Sulc	2005	Biberist aktiv!	SO	4.0 10.000 18 <sup>4.0</sup> <sub>0.0</sub>	10.100 18 <sup>3.5</sup>	9.400 21 <sup>3.5</sup> <sub>4.5</sub>	11.750 13 <sup>4.0</sup>	12.000 9 <sup>4.3</sup>	13.100 5 <sup>23.8</sup>	66.350	*
14	Selim Arnaut	2005	TZ Rheintal	SGTV	4.5 11.800 9 <sup>3.5</sup> <sub>0.0</sub>	10.000 20 <sup>3.3</sup>	9.400 21 <sup>3.5</sup> <sub>1.0</sub>	10.975 16 <sup>3.5</sup>	11.050 19 <sup>4.0</sup>	12.800 7 <sup>21.1</sup>	66.025	*
15	Xeno Messmer	2005	BTV Bern	BE	3.0 9.950 19 <sup>4.5</sup> <sub>0.0</sub>	12.200 14 <sup>3.5</sup>	11.250 9 <sup>1.0</sup> <sub>1.0</sub>	9.425 25 <sup>4.0</sup>	11.200 18 <sup>3.0</sup>	11.650 14 <sup>19.0</sup>	65.675	
16	Corentin Caillaud	2004	Gym Serrières	NE	4.0 10.100 17 <sup>4.5</sup> <sub>0.0</sub>	9.900 22 <sup>4.0</sup>	10.900 13 <sup>4.5</sup> <sub>3.5</sub>	12.600 5 <sup>4.0</sup>	11.300 16 <sup>3.0</sup>	10.800 19 <sup>23.5</sup>	65.600	
17	Luca Sousa de Jesus	2005	US Ascona	TI	3.0 9.950 19 <sup>4.5</sup> <sub>0.0</sub>	12.500 13 <sup>0.5</sup>	7.600 26 <sup>3.5</sup> <sub>4.5</sub>	11.875 11 <sup>4.5</sup>	11.900 12 <sup>3.5</sup>	11.350 16 <sup>20.0</sup>	65.175	
18	Ian Staubitzer	2005	TV Inkwil	BE	4.0 11.650 11 <sup>4.0</sup> <sub>0.0</sub>	10.100 18 <sup>3.5</sup>	10.950 12 <sup>1.0</sup> <sub>0.0</sub>	5.000 28 <sup>5.0</sup>	13.250 2 <sup>4.0</sup>	12.650 9 <sup>21.0</sup>	63.600	
19	Noe Blaser	2005	TV Bellach	SO	2.5 8.050 25 <sup>5.3</sup> <sub>2.0</sub>	15.100 6 <sup>3.0</sup>	8.850 23 <sup>3.5</sup> <sub>1.0</sub>	10.700 19 <sup>2.5</sup>	10.050 24 <sup>3.0</sup>	10.700 20 <sup>20.6</sup>	63.450	
20	Elia Wettstein	2004	TSV Rohrdorf	AG	3.0 9.150 24 <sup>3.5</sup> <sub>0.0</sub>	11.500 15 <sup>3.0</sup>	7.550 27 <sup>1.0</sup> <sub>3.8</sub>	10.925 17 <sup>4.0</sup>	11.950 11 <sup>3.0</sup>	11.300 17 <sup>18.9</sup>	62.375	
21	Niels Probst	2004	Kutu Freienstein-Rorbass	ZTV	2.5 9.750 21 <sup>2.0</sup> <sub>0.0</sub>	8.900 25 <sup>3.5</sup>	9.900 18 <sup>3.5</sup> <sub>1.0</sub>	10.625 20 <sup>4.0</sup>	11.300 16 <sup>3.0</sup>	11.600 15 <sup>17.3</sup>	62.075	
22	Maurice Walter	2004	STV Lenzburg	AG	3.5 10.550 16 <sup>3.0</sup> <sub>0.0</sub>	11.350 16 <sup>2.5</sup>	7.850 25 <sup>1.0</sup> <sub>3.5</sub>	10.450 21 <sup>3.0</sup>	10.350 20 <sup>3.0</sup>	10.300 21 <sup>17.3</sup>	60.850	
23	Timothy Bärtschi	2005	Gym Serrières	NE	4.5 11.650 11 <sup>3.0</sup> <sub>0.0</sub>	5.150 28 <sup>4.0</sup>	10.450 16 <sup>1.0</sup> <sub>3.5</sub>	10.800 18 <sup>2.0</sup>	10.150 23 <sup>4.0</sup>	12.400 11 <sup>19.8</sup>	60.600	
24	Mathys De Marchi	2005	US Ascona	TI	3.5 9.200 23 <sup>3.5</sup> <sub>0.0</sub>	9.950 21 <sup>3.5</sup>	9.850 19 <sup>1.0</sup> <sub>1.0</sub>	9.600 23 <sup>2.5</sup>	8.450 28 <sup>2.0</sup>	8.900 26 <sup>16.0</sup>	55.950	
25	Timo Sigrist	2003	Kutu Freienstein-Rorbass	ZTV	2.5 7.700 26 <sup>2.0</sup> <sub>0.0</sub>	8.050 26 <sup>2.5</sup>	8.000 24 <sup>1.3</sup> <sub>1.0</sub>	9.950 22 <sup>2.5</sup>	8.800 27 <sup>1.5</sup>	9.000 25 <sup>12.2</sup>	51.500	
26	Robin Loher	2005	TZ Rheintal	SGTV	2.5 9.250 22 <sup>1.0</sup> <sub>0.0</sub>	5.550 27 <sup>3.0</sup>	7.150 28 <sup>1.0</sup> <sub>1.0</sub>	9.425 25 <sup>1.5</sup>	9.250 26 <sup>2.0</sup>	9.350 24 <sup>11.0</sup>	49.975	
27	Janni Wolfisberg	2004	SFG Chêne-Genève	GE	2.5 9.050 24 <sup>2.5</sup> <sub>0.0</sub>	9.050 24 <sup>3.5</sup>	11.300 6 <sup>1.0</sup> <sub>1.0</sub>	9.575 24 <sup>3.0</sup>	10.000 25 <sup>1.5</sup>	8.500 27 <sup>11.5</sup>	48.425	
28	Anthony Rodriguez	2005	Gym Serrières	NE	2.5 9.550 23 <sup>2.5</sup> <sub>0.0</sub>	9.550 23 <sup>3.5</sup>	9.600 20 <sup>3.5</sup> <sub>4.5</sub>	12.100 9 <sup>3.5</sup>	11.350 15 <sup></sup>	13.5	42.600	

# ZTV 100. Zürcher Kunstturnertage

## Neftenbach

### 13./14. Mai 2017

#### PROGRAMM 4

Rang	Name	Jahrg.	Verein	Verband							Total	
1	Fabio Vezzu	2004	TV Neftenbach	ZTV	5.0 12.850 1 <sup>4.0</sup> <sub>2.0</sub>	14.400 2 <sup>5.0</sup>	13.100 1 <sup>5.5</sup> <sub>6.0</sub>	14.225 1 <sup>4.0</sup>	12.550 4 <sup>5.0</sup>	12.300 8 <sup>30.8</sup>	79.425	G/M
2	Jan Imhof	2004	TV Maisprach	NKL	4.0 11.750 5 <sup>4.0</sup> <sub>0.0</sub>	11.450 9 <sup>4.5</sup>	12.400 5 <sup>5.5</sup> <sub>4.5</sub>	13.700 2 <sup>4.0</sup>	12.500 5 <sup>5.8</sup>	14.350 1 <sup>27.3</sup>	76.150	S
3	Silas Rüfenacht	2004	TV Sissach	NKL	4.0 11.750 5 <sup>5.5</sup> <sub>1.5</sub>	14.650 1 <sup>4.5</sup>	11.600 8 <sup>3.0</sup> <sub>3.5</sub>	12.025 11 <sup>4.0</sup>	12.450 7 <sup>5.0</sup>	13.600 2 <sup>27.8</sup>	76.075	B
4	Ewan Onomor	2004	SFG Chêne-Genève	GE	4.0 11.300 9 <sup>4.5</sup> <sub>0.2</sub>	11.700 8 <sup>5.5</sup>	12.950 2 <sup>4.5</sup> <sub>6.0</sub>	13.525 3 <sup>4.5</sup>	12.950 1 <sup>4.0</sup>	13.150 3 <sup>28.0</sup>	75.575	*
5	Jan Schumacher	2004	TV Rickenbach ZH	ZTV	4.5 12.700 2 <sup>4.5</sup> <sub>0.0</sub>	12.950 4 <sup>4.0</sup>	11.600 8 <sup>4.5</sup> <sub>4.5</sub>	13.150 6 <sup>3.0</sup>	10.850 15 <sup>4.5</sup>	12.700 5 <sup>25.0</sup>	73.950	*
6	Tim Landolt	2004	STV Wil	SGTV	3.5 10.750 12 <sup>3.5</sup> <sub>0.0</sub>	11.850 7 <sup>4.5</sup>	12.850 3 <sup>4.5</sup> <sub>3.5</sub>	13.250 5 <sup>3.5</sup>	11.650 11 <sup>4.0</sup>	12.050 11 <sup>23.0</sup>	72.400	*
7	Milan Exnar	2004	TV Itingen	NKL	3.5 11.100 10 <sup>5.8</sup> <sub>2.0</sub>	12.950 4 <sup>3.5</sup>	10.650 15 <sup>3.0</sup> <sub>3.5</sub>	12.050 10 <sup>4.5</sup>	12.500 5 <sup>4.5</sup>	12.650 6 <sup>27.1</sup>	71.900	*
8	Léon Kuster	2004	TV Rüti	ZTV	3.5 11.850 4 <sup>3.0</sup> <sub>0.0</sub>	10.950 10 <sup>3.5</sup>	11.300 12 <sup>4.5</sup> <sub>3.5</sub>	12.625 7 <sup>3.0</sup>	11.250 13 <sup>4.5</sup>	12.350 7 <sup>21.5</sup>	70.325	*
9	Mario Brand	2004	STV Merenschwand	AG	4.0 11.650 7 <sup>2.5</sup> <sub>0.0</sub>	9.750 13 <sup>4.5</sup>	11.250 13 <sup>4.5</sup> <sub>3.5</sub>	12.625 7 <sup>3.5</sup>	12.350 8 <sup>4.0</sup>	12.100 9 <sup>22.5</sup>	69.725	
10	Matteo Giubellini	2004	STV Eien-Kleindöttingen	AG	4.0 12.100 3 <sup>3.5</sup> <sub>0.0</sub>	9.200 14 <sup>4.0</sup>	11.850 6 <sup>4.5</sup> <sub>4.5</sub>	13.500 4 <sup>3.0</sup>	12.150 9 <sup>2.5</sup>	10.050 14 <sup>21.5</sup>	68.850	
11	Noah Griesser	2004	TV Rüti	ZTV	3.5 11.450 8 <sup>3.0</sup> <sub>0.0</sub>	10.050 12 <sup>3.5</sup>	11.450 10 <sup>4.5</sup> <sub>4.5</sub>	12.325 9 <sup>3.0</sup>	11.550 12 <sup>4.5</sup>	12.000 12 <sup>22.0</sup>	68.825	
12	Daniel Manrique	2004	E.G.A. Genève	GE	3.0 10.900 11 <sup>3.0</sup> <sub>0.0</sub>	9.200 14 <sup>3.5</sup>	11.400 11 <sup>1.3</sup> <sub>3.5</sub>	11.150 12 <sup>3.0</sup>	11.150 14 <sup>0.0</sup>	6.150 15 <sup>14.9</sup>	59.950	
13	Luis Harder	2004	TSV Rohrdorf	AG	3.0 10.100 13 <sup>2.5</sup> <sub>0.0</sub>	8.350 16 <sup>2.5</sup>	8.850 16 <sup>1.0</sup> <sub>1.0</sub>	9.425 13 <sup>3.0</sup>	10.650 16 <sup>0.5</sup>	4.100 16 <sup>12.5</sup>	51.475	
14	Alexander Marggraf	2004	BTV Basel	NKL		4.0 12.100 6 <sup>4.5</sup>	12.550 4		4.5 12.800 2 <sup>4.5</sup>	11.400 13 <sup>17.5</sup>	48.850	
15	Kilian Schmitt	2004	TV Mels	SGTV		4.5 10.900 11 <sup>4.0</sup>	11.700 7		4.0 12.750 3 <sup>5.0</sup>	13.100 4 <sup>17.5</sup>	48.450	
16	Lars Engeli	2004	STV Frauenfeld	TG		4.0 13.150 3 <sup>4.0</sup>	10.750 14		3.5 11.950 10 <sup>4.0</sup>	12.100 9 <sup>16.7</sup>	47.950	









# ZTV 100. Zürcher Kunstturnertage

## Neftenbach

### 13./14. Mai 2017

#### PROGRAMM 5







Rang	Name	Jahrg.	Verein	Verband							Total	
1	Pietro Riva	2003	SFG Chiasso	TI	6.9 15.000	4 7.9 16.200	1 7.6 16.050	1 5.0 13.750	2 7.1 15.100	3 6.8 15.500	2 41.3 91.600	G
2	Mattia Piffaretti	2002	SFG Chiasso	TI	7.0 15.050	3 7.7 14.600	5 7.6 15.150	5 2.8 11.100	15 8.3 16.600	1 6.2 13.400	9 39.6 85.900	S
3	Marc Heidelberger	2002	TV Rümlang	ZTV	9.9 15.950	1 6.6 12.900	11 6.6 14.450	7 5.9 14.700	1 5.1 13.350	10 5.7 13.850	8 39.8 85.200	B/M
4	David Bont	2002	TV Bülach	ZTV	8.1 15.350	2 7.7 15.700	2 4.9 12.350	12 2.8 11.300	13 6.1 14.400	7 6.0 14.250	5 35.6 83.350	*
5	Luca Bottarelli	2002	SG Lugano	TI	5.0 13.700	11 8.3 12.800	13 7.6 15.250	4 3.2 11.800	10 7.2 14.400	7 7.1 14.550	3 38.4 82.500	*
6	Kay Schlatter	2002	STV Wetzikon	ZTV	6.3 13.550	13 7.6 15.200	3 7.6 15.300	3 5.0 12.200	7 5.6 12.150	18 5.9 12.550	10 38.0 80.950	*
7	Linus Rohner	2002	TV Niederwil	SGTV	4.3 12.600	19 7.2 13.100	10 6.2 14.350	8 2.8 11.400	12 6.4 15.250	2 6.1 14.100	6 33.0 80.800	*
8	Benaja Munsch	2000	TV Ziefen	NKL	6.1 14.050	9 2.5 10.300	20 4.1 12.700	10 5.0 13.700	3 4.5 13.100	12 6.5 14.350	4 28.7 78.200	*
9	Jonas Huwylser	2002	TV Ebikon	LU/OW/NW	6.4 13.650	12 6.5 11.200	17 5.1 13.350	9 5.0 13.250	4 4.1 12.650	16 4.8 12.450	11 31.9 76.550	*
10	Sonam Büwang	2002	TV Neftenbach	ZTV	6.5 14.200	7 8.0 15.000	4 3.3 11.850	17 2.8 9.400	21 5.4 12.050	19 6.1 13.900	7 32.1 76.400	*
11	Luca Murabito	2003	Satus ORO	AG	6.6 14.950	5 6.1 14.550	6 3.9 11.150	19 2.8 10.450	20 5.5 14.350	9 2.9 10.800	19 27.8 76.250	*
12	Luca Giubellini	2003	STV Eien-Kleindöttingen	AG	6.8 14.950	5 6.8 13.500	9 3.8 11.600	18 5.0 12.850	5 4.7 12.600	17 3.6 9.300	22 30.7 74.800	*
13	Benjamin Pfyffer	2002	TV Hegi	ZTV	5.8 13.350	15 7.0 13.800	7 3.2 10.900	20 5.0 12.300	6 5.0 12.900	15 4.9 11.500	15 30.9 74.750	*
14	Kevin Kuhni	2003	TV Nunningen	NKL	4.6 12.700	18 6.2 12.850	12 4.5 12.450	11 2.4 11.000	16 5.5 13.200	11 4.1 12.400	12 27.3 74.600	*
15	Elia Hasler	2003	TSV Montlingen	SGTV	4.9 12.950	17 3.9 11.800	15 3.9 12.200	15 2.4 11.200	14 5.2 13.100	12 3.5 11.850	14 23.8 73.100	*
16	Florian Langenegger	2003	STV Schlossrued	AG	6.3 14.150	8 4.8 11.450	16 3.3 10.600	21 3.2 12.100	8 4.0 12.950	14 3.0 11.400	16 24.6 72.650	*
17	Antoine Amez-Droz	2001	Gym Serrières	NE	4.9 13.400	14 2.3 9.700	21 4.9 12.250	14 3.2 11.900	9 2.8 11.500	21 2.0 10.900	18 20.1 69.650	*
18	Andri Stacher	2003	STV Frauenfeld	TG	5.0 9.700	23 4.6 10.600	18 4.3 12.150	16 2.4 10.750	18 6.1 15.050	4 5.0 11.150	17 27.4 69.400	*
19	Alan Laasner	2002	TV Rickenbach ZH	ZTV	5.4 13.000	16 5.1 10.500	19 3.2 10.400	22 2.4 10.800	17 4.0 11.750	20 4.0 10.750	20 24.1 67.200	*
20	Christian Stroppa	2002	TV Henggart	ZTV	3.1 11.450	22 2.8 8.250	23 2.1 10.100	23 2.4 10.600	19 2.4 11.100	23 2.8 9.450	21 15.6 60.950	*
21	Janic Meier	2003	TV Maienfeld	GR		4.6 12.150	14 5.7 14.600	6	7.1 14.450	5 8.1 15.950	1 25.5 57.150	
22	Timothy Rossetti	2003	SFG Biasca	TI		8.0 13.750	8 6.5 15.350	2	5.4 14.450	5 4.5 12.150	13 24.4 55.700	
23	Kevin Ulrich	2003	STV Eien-Kleindöttingen	AG	7.2 13.750	10 1.4 1.400	25 5.2 12.350	12 3.2 11.750	11 3.9 11.450	22 2.1 4.350	24 23.0 55.050	
24	Gabriel Rentsch	2003	TV Zeglingen	NKL	3.4 11.650	21 2.4 9.200	22 2.8 10.100	23 2.2 9.050	22 2.2 5.950	24 2.2 8.550	23 15.2 54.500	
25	Sven Müller	2002	TV Wolfwil	SO	5.1 12.200	20	2.0 10.100	23	3.3 4.350	25	10.4 26.650	
26	Alessandro Signoroni	2003	TV Bellach	SO		2.3 4.100	24				2.3 4.100	

# ZTV 100. Zürcher Kunstturnertage

## Neftenbach

### 13./14. Mai 2017

#### PROGRAMM 6

Rang	Name	Jahrg.	Verein	Verband							Total								
1	Samir Serhani	1999	TV Hegi	ZTV	5.6	13.850	14.6	13.050	25.0	13.950	24.8	13.700	64.5	12.950	75.0	13.300	229.5	80.800	G/M
2	Sascha Coradi	1996	TV Bülach	ZTV	5.7	13.450	44.8	10.900	154.5	13.500	44.8	14.150	25.7	14.250	15.8	13.750	131.3	80.000	S
3	Marco Rizzo	1992	Kutu Freienstein-Rorbas	ZTV	5.1	13.250	74.6	13.450	14.3	13.450	54.8	13.950	44.8	11.700	224.7	13.100	428.3	78.900	B
4	Andrin Frey	2000	TV Steffisburg	BE	5.1	13.600	24.2	12.250	104.6	13.450	54.8	14.000	34.6	13.250	53.6	11.800	1426.9	78.350	*
5	Martino Morosi	1999	US Ascona	TI	5.1	13.550	34.3	12.100	114.5	12.900	114.8	13.750	54.1	12.400	154.2	12.550	627.0	77.250	*
6	Ian Raubal	2001	TV Opfikon-Glattbrugg	ZTV	3.9	12.400	153.9	11.750	124.0	13.000	104.0	12.750	104.5	13.050	64.8	13.300	225.1	76.250	*
7	Nicola Graber	1995	TZ Rheintal	SGTV	4.8	11.950	195.1	12.350	84.3	13.150	74.0	12.600	124.8	13.300	45.0	12.750	528.0	76.100	*
8	Davide Bieri	2001	TV Opfikon-Glattbrugg	ZTV	4.6	13.200	84.5	12.850	44.1	11.750	214.0	12.350	174.0	12.000	204.1	12.500	725.3	74.650	*
9	Tim Randegger	2000	TV Wädenswil	ZTV	5.0	12.450	144.5	11.150	143.8	12.600	154.8	13.300	93.5	12.600	94.2	11.650	1825.8	73.750	*
10	Dominic Tamsel	2000	TV Wädenswil	ZTV	4.3	12.400	155.0	11.550	134.0	12.550	174.0	12.100	194.5	12.650	84.6	11.700	1526.4	72.950	*
11	Jonas Munsch	1997	TV Ziefen	NKL	4.3	13.150	94.2	9.600	204.2	13.150	74.0	13.400	84.3	11.600	244.4	12.000	1025.4	72.900	*
12	Sandro Brändle	1997	TZ Fürstenland	SGTV	4.9	13.300	52.7	10.300	193.3	11.500	225.2	13.450	73.1	12.200	182.8	11.700	1522.0	72.450	*
13	Théo Ezahr	2000	E.G.A. Genève	GE	4.2	12.150	174.3	12.300	93.5	11.450	233.2	12.050	204.1	12.550	104.0	11.850	1223.3	72.350	*
14	Erich Artsruni	2000	BTV Bern	BE	4.0	11.700	213.0	10.700	184.0	12.500	184.0	12.600	123.7	12.500	114.1	11.250	822.8	72.250	*
14	Kristijan Gojkovic	1999	STV Lenzburg	AG	4.9	12.600	124.3	12.850	43.9	12.300	194.0	12.400	164.0	12.500	114.3	9.600	2325.4	72.250	*
16	Tobias Stöckli	1998	TV Aeschi	SO	4.2	11.950	194.6	10.900	154.4	12.250	204.0	12.450	154.8	12.350	164.2	11.700	1526.2	71.600	*
17	Nico Neeser	1999	STV Schlossrued	AG	5.2	12.650	115.2	12.950	33.9	10.800	254.0	11.950	224.2	11.950	212.6	10.400	2125.1	70.700	*
18	Lamine Delorme	2001	E.G.A. Genève	GE	3.5	12.050	184.1	8.700	224.1	12.800	143.2	12.050	203.8	12.450	143.8	11.850	1222.5	69.900	*
19	Samuel Wällisch	2000	STV Eien-Kleindöttingen	AG	4.3	12.600	123.2	9.600	202.9	11.350	243.2	12.500	143.8	11.700	224.6	11.450	1922.0	69.200	*
20	Fabien Herzog	1999	BTV Luzern	LU/OW/NW	5.2	12.750	104.0	8.000	233.8	12.850	124.8	12.250	184.1	12.500	114.4	10.350	2226.3	68.700	*
21	Marco Walter	1994	TV Löhningen	SHTV	6.0	13.300	54.9	12.500	65.5	14.050	15.2	14.600	15.2	13.450	3		26.8	67.900	
22	David Fürst	1994	TV Wolfwil	SO			4.8	12.400	76.2	13.800	34.0	12.700	114.7	12.300	17		19.7	51.200	
23	Moreno Kratter	1998	TV Rüti	ZTV			4.4	10.750	174.4	12.850	12		5.0	13.700	24.9	12.250	818.7	49.550	
24	Andreas Gribi	1998	TSV Rohrdorf	AG					4.4	13.150	7		5.2	12.150	193.8	12.000	1013.4	37.300	
25	Noah Bitterli	2001	TV Oberbuchsiten	SO					4.0	12.600	15		4.1	11.050	253.7	10.600	2011.8	34.250	